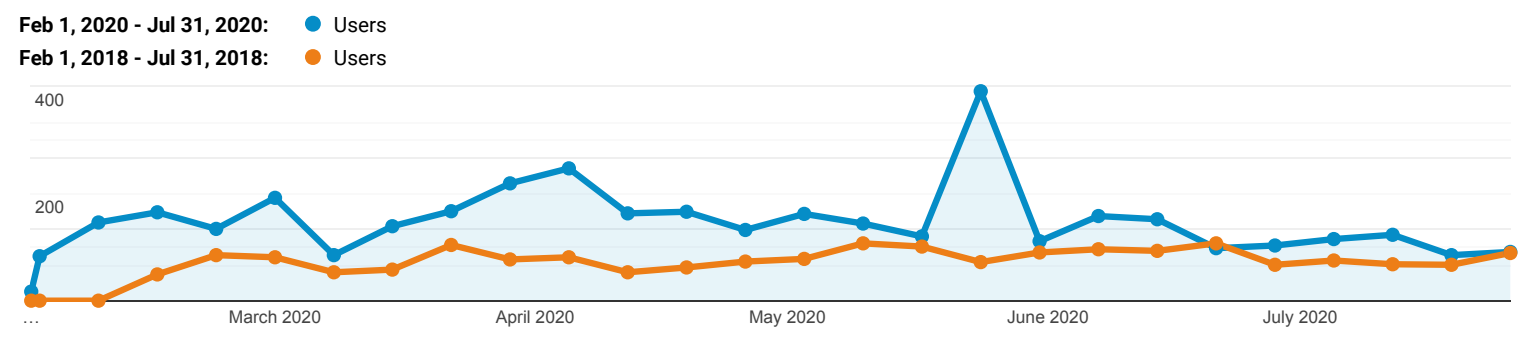


Audience Overview

○ ○ All Users
+0.00% Users

Feb 1, 2020 - Jul 31, 2020
 Compare to: Feb 1, 2018 - Jul 31, 2018

Overview



Users
115.61%
 3,784 vs 1,755

New Users
116.82%
 3,777 vs 1,742

Sessions
96.20%
 4,283 vs 2,183

Number of Sessions per User
-9.00%
 1.13 vs 1.24

Pageviews
45.89%
 6,129 vs 4,201

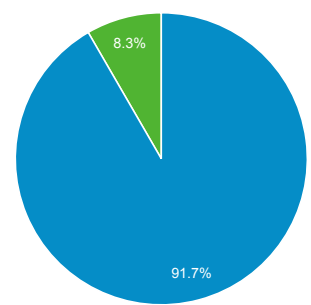
Pages / Session
-25.64%
 1.43 vs 1.92

Avg. Session Duration
-40.01%
 00:00:49 vs 00:01:22

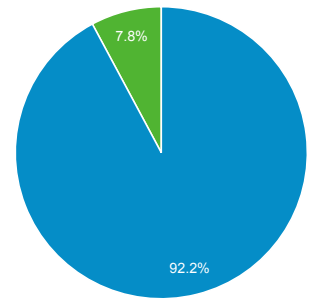
Bounce Rate
37.43%
 76.93% vs 55.98%

■ New Visitor ■ Returning Visitor

Feb 1, 2020 - Jul 31, 2020



Feb 1, 2018 - Jul 31, 2018



| Language | Users | % Users |
|----------------------------|-------------------|------------------|
| 1. en-us | | |
| Feb 1, 2020 - Jul 31, 2020 | 3,259 | 85.99% |
| Feb 1, 2018 - Jul 31, 2018 | 1,417 | 80.74% |
| % Change | 129.99% | 6.50% |
| 2. en | | |
| Feb 1, 2020 - Jul 31, 2020 | 297 | 7.84% |
| Feb 1, 2018 - Jul 31, 2018 | 2 | 0.11% |
| % Change | 14,750.00% | 6,776.45% |
| 3. en-gb | | |
| Feb 1, 2020 - Jul 31, 2020 | 78 | 2.06% |
| Feb 1, 2018 - Jul 31, 2018 | 150 | 8.55% |
| % Change | -48.00% | -75.92% |
| 4. es-419 | | |
| Feb 1, 2020 - Jul 31, 2020 | 50 | 1.32% |

| | | | |
|----------------------------|------------------|--|----------------|
| Feb 1, 2018 - Jul 31, 2018 | 4 | | 0.23% |
| % Change | 1,150.00% | | 478.83% |
| 5. es-us | | | |
| Feb 1, 2020 - Jul 31, 2020 | 34 | | 0.90% |
| Feb 1, 2018 - Jul 31, 2018 | 2 | | 0.11% |
| % Change | 1,600.00% | | 687.20% |
| 6. es-xl | | | |
| Feb 1, 2020 - Jul 31, 2020 | 22 | | 0.58% |
| Feb 1, 2018 - Jul 31, 2018 | 2 | | 0.11% |
| % Change | 1,000.00% | | 409.37% |
| 7. c | | | |
| Feb 1, 2020 - Jul 31, 2020 | 12 | | 0.32% |
| Feb 1, 2018 - Jul 31, 2018 | 8 | | 0.46% |
| % Change | 50.00% | | -30.54% |
| 8. es-es | | | |
| Feb 1, 2020 - Jul 31, 2020 | 10 | | 0.26% |
| Feb 1, 2018 - Jul 31, 2018 | 3 | | 0.17% |
| % Change | 233.33% | | 54.35% |
| 9. ru-ru | | | |
| Feb 1, 2020 - Jul 31, 2020 | 6 | | 0.16% |
| Feb 1, 2018 - Jul 31, 2018 | 0 | | 0.00% |
| % Change | 100.00% | | 100.00% |
| 10. zh-cn | | | |
| Feb 1, 2020 - Jul 31, 2020 | 6 | | 0.16% |
| Feb 1, 2018 - Jul 31, 2018 | 6 | | 0.34% |
| % Change | 0.00% | | -53.69% |